

Pressure switch for gas DG

Product brochure · GB
4.1.1.4 Edition 11.11




**krom
schroder**



- Monitoring of gas and air pressures (positive, negative and differential pressures)
- EC type-tested and certified pursuant to EN 1854 and class "S"
- UL listed, FM and AGA approved
- Certified pursuant to GOST-TR
- Certified for systems up to SIL 3 and PL e
- Pressure switch with internal lock and manual reset
- Suitable for biologically produced methane (can be used on pipes with Zone 2 explosive atmospheres without isolating amplifier)
- Can be used in Zone 1 and 2 hazardous areas with an approved isolating amplifier
- RoHS 2002/95/EC
- Special version available for NH₃ and O₂





DG..U-3
Adjustable switching point

DG..H, DG..N
DG..H: switches and locks off with rising pressure.
DG..N: switches and locks off with falling pressure. Manual reset.

DG..-6
With fitted socket pursuant to DIN EN 175301-803

DG..T
Hand wheel with "WC and mbar scale. NPT conduit for electrical connection.

Application

The gas pressure switch DG monitors extremely low pressure differentials and triggers switch-on, switch-off or switch-over operations if a set switching point is reached. The switching point is adjustable via a hand wheel.


It monitors positive and negative gas pressures on various industrial gas and air appliances, such as boiler fan monitoring and differential pressure monitoring in firing, ventilation and air-conditioning systems.

The TÜV-tested special-design pressure switch is used as defined by VdTÜV Code of Practice "Druck 100/1" (Pressure 100/1) in firing installations for steam and hot-water generators in accordance with TRD 604, Para. 3.6.4, as well as class "S" for DG..B, DG..U and DG..I pursuant to EN 1854.

Type	Positive pressure	Negative pressure	Differential pressure
DG..B	Gas, air, flue gas or biomethane	–	–
DG..U, DG..T	Gas, air, flue gas or biomethane	Air or flue gas	Air or flue gas
DG..H, DG..N, DG..HT, DG..NT	Gas, air, flue gas or biomethane	Air or flue gas	Air or flue gas
DG..I	Air or flue gas	Gas, air, flue gas or biomethane	Air or flue gas
DG..S	NH ₃ or O ₂	–	–


Examples of application

Gas deficiency monitoring




For monitoring the minimum gas inlet pressure

Differential pressure monitoring



Differential pressure switch for monitoring air filters

Closed position check



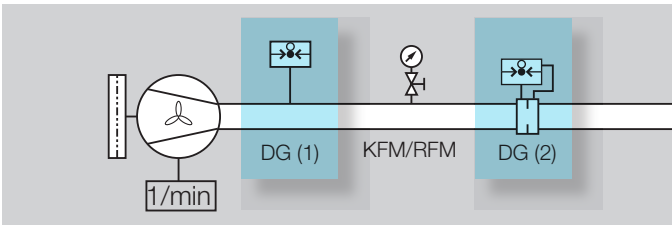
Electronic safety shut-off valve SAV with closed position check of downstream devices.

Negative pressure monitoring



Monitoring the negative pressure ensures the correct positioning of the components during fully automatic assembly of gas meters.

Air line with minimum pressure and flow monitoring

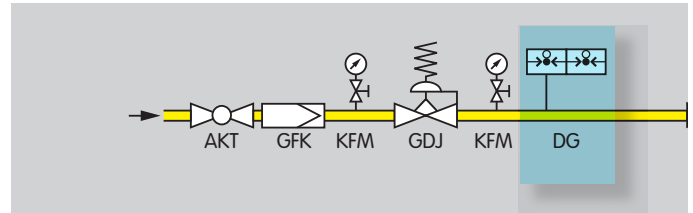


The air flow generated by the fan may be monitored as follows:

The static pressure is monitored by pressure switch DG (1), as long as it can be demonstrated that the display consequently shows an adequate and secured flow of air, or DG (2) controls the flow of air via the differential pressure on the orifice.

If there is no air pressure supplied or if there is no differential pressure on the orifice, the system will be blocked.

Low-pressure cut-off and high gas pressure protection device



If the pressure is either too low or too high, the min./max. pressure switch DG switches in order to avoid start-up or to initiate a safety shut-down.

Type code

Code	Description
DG	Pressure switch for gas
1,5 – 500	Maximum setting in mbar
B	Positive pressure
U	Positive pressure, negative pressure, differential pressure
H	Locks off with rising pressure
N	Locks off with falling pressure
I	Negative pressure for gas
S	Negative pressure only, for oxygen and ammonia
T	T-product
G	With gold-plated contacts
-3	Electrical connection: via screw terminals
-4	via screw terminals, IP 65
-5	via 4-pin plug, without socket
-6	via 4-pin plug, with socket
-9	via 4-pin plug, with socket, IP 65
K2	Red/green pilot LED for 24 V DC/AC
T	Blue pilot lamp for 230 V AC
T2	Red/green pilot LED for 230 V AC
N	Blue pilot lamp for 120 V AC
A	External adjustment

Technical data

Gas type:

natural gas, town gas, LPG (gaseous), flue gas, biologically produced methane (max. 0.1 %-by-vol. H₂S) and air.

DG: max. inlet pressure $p_{U \max.} \pm 600$ mbar (8.5 psig).

Max. test pressure for testing the entire system: temporarily < 15 minutes 2 mbar (29 psig).

Switching capacity:

DG, 24–250 V AC:

$I = 0.05 - 5$ A at $\cos \varphi = 1$,

$I = 0.05 - 1$ A at $\cos \varphi = 0.6$.

DG..G, 5–250 V AC:

$I = 0.01 - 5$ A at $\cos \varphi = 1$,

$I = 0.01 - 1$ A at $\cos \varphi = 0.6$.

DG..G, 5–48 V DC: $I = 0.01 - 1$ A.

DG..T, 30–240 V AC:

$I = 5$ A at $\cos \varphi = 1$,

$I = 0.5$ A at $\cos \varphi = 0.6$.

DG..TG, < 30 V AC:

$I = 0.1$ A at $\cos \varphi = 1$,

$I = 0.05$ A at $\cos \varphi = 0.6$.

Maximum medium temperature:

DG..B, DG..U, DG..I, DG..S: -15 to +80°C (5 to 176°F),

DG..H, DG..N: -15 to +60°C (5 to 140°F).

Storage and transport temperature:

-40 to +80°C (-40 to 176°F).

RoHS compliant pursuant to 2002/95/EC.

Diaphragm pressure switch, silicone-free.

Diaphragm: NBR.

Housing: glass fibre reinforced PBT plastic with low gas release.

Lower housing section: AlSi 12.

Enclosure:

IP 54 or IP 65.

Safety class: 1.

Maintenance cycles

At least once a year, twice a year in the case of biologically produced methane.

Detailed information on this product

www.docuthek.com → Elster Kromschroder

Search term: DG

Kind of document: Technical information

Contact

www.kromschroeder.com → Sales

Elster GmbH
Postfach 2809 · 49018 Osnabrück
Strothweg 1 · 49504 Lotte (Büren)
Germany

T +49 541 1214-0
F +49 541 1214-370
info@kromschroeder.com

www.kromschroeder.com
www.elster.com

We reserve the right to make technical modifications in the interests of progress.

Copyright © 2011 Elster Group
All rights reserved.